



7 SERIES MICRO SPRINKLERS



SPINNER

15-50 psi (1.0-3.4 bar)
8.5-75 gph (32-285 lph)
9-16' (2.7-4.9 m)



JET

15-50 psi (1.0-3.4 bar)
8.5-75 gph (32-285 lph)
4-6' (1.2-1.8 m)



ROTATOR®


Coming Soon!

Nelson's 7 Series Micro Sprinklers can easily transform from one sprinkler type to another because they all use the same NOZZLE and BODY. Each shares the benefits of low-pressure flow control nozzles, quick-clean technology and easy change nozzles. Additionally, each sprinkler type shares the same accessories, including stream splitters, adapters, and stake and tube assemblies.






SAID AND DONE - THE S7 SPINNER DELIVERS LOWER ENERGY AND LABOR COSTS AND A HIGHER LEVEL OF QUALITY, RELIABILITY AND DURABILITY THAN ANY OTHER MICRO SPRINKLER. THE NEW J7 JET IS IDEAL FOR STARTING YOUNG TREES. THE R7 ROTATOR® (COMING SOON!) WILL PROVIDE LOW APPLICATION RATE FULL COVERAGE IRRIGATION WITH THE HIGHEST UNIFORMITY.




**FLOW REGULATION
AT LOWER PRESSURE**

7FC flow control nozzles are flow regulating from 15-50 PSI.



**QUICK-CLEAN
TECHNOLOGY**

Simply turn, flush and reconnect sprinkler — save time and money by reducing labor.



**SUPERIOR
WEAR LIFE**

Designed with heavy-duty ball at the top of the spin plate, ensuring durability and longevity.



S7 SPINNER



NOZZLE	7FC NOZZLE
*30 Black	*09 (8.5) GPH Orange
*35 Orange	*11 GPH Blue
*40 Blue	*14 GPH Purple
*45 Purple	*18 GPH Yellow
*50 Green	*24 GPH Red
*55 Yellow	
*60 Light Red	
*65 Gray	
*70 White	
*78 Dk. Blue	

STANDARD **12890-XXXX**

FLOW CONTROL **12891-XXXX**

BLUE PLATE	PURPLE PLATE	BLACK PLATE	TAN PLATE
Without Deflector = 21	Without Deflector = 23	Without Deflector = 25	Without Deflector = 27
With Deflector = 22	With Deflector = 24	With Deflector = 26	With Deflector = 28

PLATE DESCRIPTIONS:

(Please see the S7 Literature for recommended pressures.)

BLUE: Greatest throw radius, recommended with all nozzles except *30 and *35.

PURPLE: For low pressure and low flow, recommended with only *35 and 8.5 FC nozzles.

BLACK: Mid-range radius and flat trajectory, use with *35 to *60, and 8.5, 11, 14, 18, and 24 FC nozzles.

TAN: Short radius and flat trajectory, use with *35 to *55, and 8.5, 11, 14, 18, and 24 FC nozzles.



DESCRIPTION	Standard S7 Assy including Plate & Nozzle	S7 Assembly including Plate & FCN Nozzle	QC x 1/2 MNPT 13064-001	QC x 3/8 MNPT 13064-002
BOX	12x12x10"	12x12x10"	12x12x10"	12x12x8"
QTY/BOX	600	600	1400	1500
LBS/BOX	17	17	14	11



7 SERIES STREAM SPLITTERS



Standard Spinner Top (Blue) 12727-002



Spinner Top for Insect Protection (Green) 12727



S7 Body
12924

Plate Without Tab

Blue (12716-001)
Purple (13184-001)
Black (13448-001)
Tan (13729-001)



Plate With Tab

Blue (12716-002)
Purple (13184-002)
Black (13448-002)
Tan (13729-002)

Flow Control 7FC Nozzle 12720-0xx



Standard 1TN Nozzle 12721-0xx

*(xx = 8.5 (09), 11, 14, 18, & 24 GPH)

*(xx = 35, 40, 45, 50, 55, 60, 65, 70, 78)

J7 JET

NOZZLE*

STANDARD **13439-XXXX**

FLOW CONTROL **13440-XXXX**



DEFLECTOR PLATE

Red = 01
3' (0.9 m) Radius with 8" Mounting Height

The J7 has no moving parts and is optimal for starting trees.



QC x 1/2 MNPT 13064-001



QC x 3/8 MNPT 13064-002



QC x Acme with Screen (Connects to 1/2 PVC-4, 1/2 PVC-5, FT2, FT3) 12972




QC x Acme NO SCREEN (Connects to 1/2 PVC-4, 1/2 PVC-5, FT2, FT3) 12929



Adapter for SuperNet Stake, QC x .256" OD Tube 12882-001

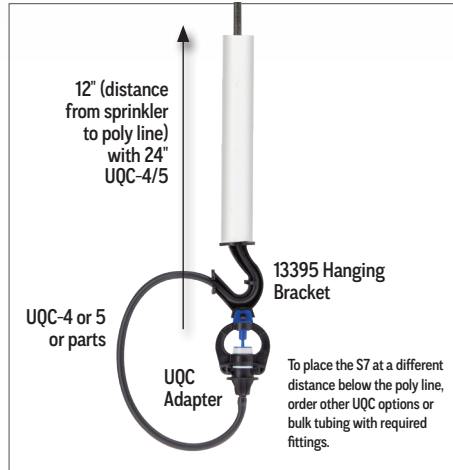
INTRODUCING THE NEW UQC-4 & UQC-5 UNIVERSAL MOUNTING CONFIGURATIONS

ALL REQUIRE: UQC-4/5 ASSEMBLY OR PARTS




UQC-4 (13092-xxx) & UQC-5 (13091-xxx) configurations include a UQC Adapter and Tube & LTO Assembly.

OPTION 1: HANGING CONFIGURATION

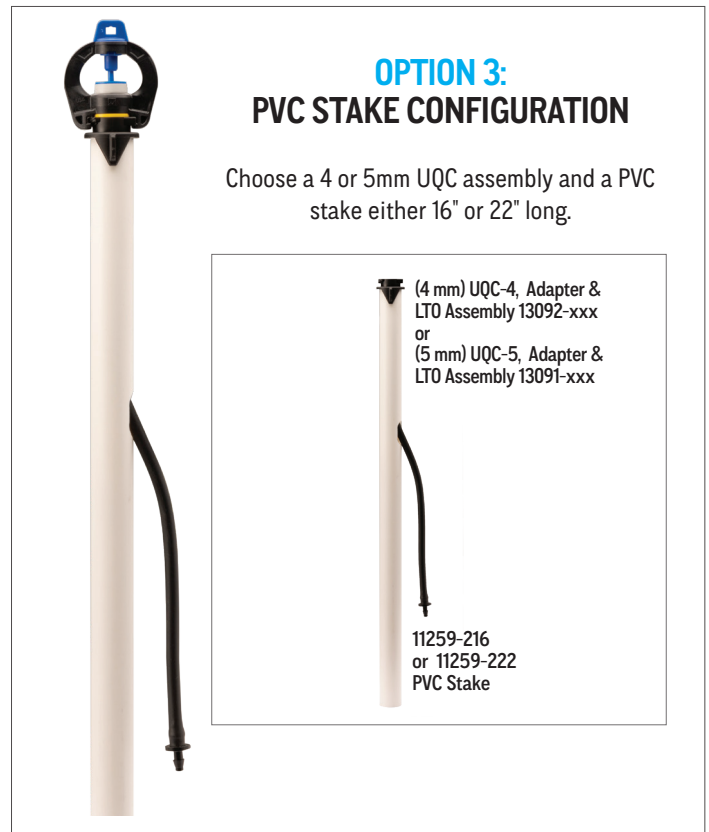


The S7 Hanging Bracket (13395) is required to hang the S7. This configuration is a great solution for organic orchardists.

OPTION 2: ROD STAKE CONFIGURATION



OPTION 3: PVC STAKE CONFIGURATION



7 SERIES / STAKE & TUBE ASSEMBLIES

UQC-4 & UQC-5 UNIVERSAL SYSTEM

The new universal mounting system is another step in making the 7 Series the best micro-irrigation system out there. Choose tubing assembly parts or assemblies (UQC-4 or 5) and PVC stake/rod stake or hanging components.

(4 MM) UQC-4, ADAPTER & LTO ASSEMBLY (13092-XXX*) & PARTS

DESCRIPTION	Adapter, UQC-4, 4 mm Tube x QC	TUBE & LTO ASSEMBLY					UQC-4*, ADAPTER & LTO ASSY				
		4 mm x 12" (30 cm)	4 mm x 18" (45 cm)	4 mm x 24" (61 cm)	4 mm x 30" (76 cm)	4 mm x 48" (122 cm)	4 mm x 12" (30 cm) Tube	4 mm x 18" (46 cm) Tube	4 mm x 24" (61 cm) Tube	4 mm x 30" (76 cm) Tube	4 mm x 48" (122 cm) Tube
PART NO.	12990-002	9960-912	9960-918	9960-924	9960-930	9960-948	13092-012	13092-018	13092-024	13092-030	13092-048

*QC-4 includes the 9960-9xx and the 12900-002 4 mm QC adapter

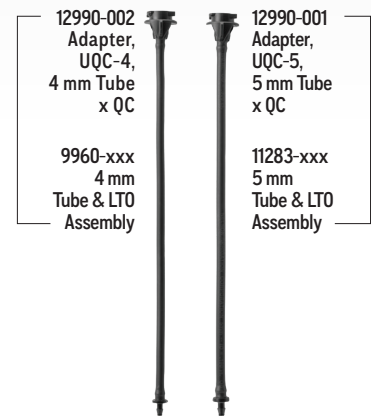
(5 MM) UQC-5, ADAPTER & LTO ASSEMBLY (13091-XXX**) & PARTS

DESCRIPTION	Adapter, UQC-5, 5 mm Tube x QC	TUBE & LTO ASSEMBLY			UQC-5**, ADPT & LTO ASSY		
		5 mm x 30" (76 cm)	5 mm x 48" (122 cm)	5 mm x 72" (183 cm)	5 mm x 30" (76 cm) Tube	5 mm x 48" (122 cm) Tube	5 mm x 72" (183 cm)
PART NO.	12990-001	11283-030	11283-048	11283-072	13091-030	13091-048	13091-072

**UQC-5 includes the 11283-0xx and the 12900-001 5 mm QC adapter

UQC-4 ADAPTER & LTO
ASSEMBLY 13092-0XX

UQC-5 ADAPTER & LTO
ASSEMBLY 13091-0XX



ROD STAKES & ADAPTER

DESCRIPTION	Universal Rod Stake Adapter (for 6.3mm & 8mm Stakes)	Stake Steel, 1/4" (6.3mm) x 24" (61 cm)	Stake Fiberglass, 1/4" (6.3 mm) x 24" (61 cm)
PART NO.	13608	9726-024	10040-024



PVC STAKE OPTIONS

DESCRIPTION	Stake, PVC with hole, 1/2" x 16" (40 cm)	Stake, PVC with hole, 1/2" x 22" (56 cm)
PART NO.	11259-216	11259-222



4 & 5 MM STAKE & TUBE OPTIONS FOR THE 7 SERIES



4 MM ASSEMBLIES MAX. FLOW LIMIT = 20 GPH (76 LPH)
5 MM ASSEMBLIES MAX. FLOW LIMIT = 39 GPH (148 LPH)



1/2" PVC-4 QC (4 MM) STAKE & TUBE ASSEMBLY (#13090-2XXXX) & PARTS

DESCRIPTION	Adapter, UQC-4, 4 mm Tube x QC	TUBE & LTO ASSEMBLY		1/2" PVC-4 QC		
		4 mm x 30" (76 cm)	4 mm x 48" (122 cm)	16" Stake x 4 mm x 30" (76 cm) Tubing	22" Stake x 4 mm x 30" (76 cm) Tubing	16" Stake x 4 mm x 48" (76 cm) Tubing
PART NO.	12990-002	9960-930	9960-948	13090-21630	13090-22230	13090-21648



1/2" PVC-5 QC (5 MM) STAKE & TUBE ASSEMBLY (#13089-2XXXX) & PARTS

DESCRIPTION	Adapter, UQC-5, 5 mm Tube x QC	TUBE & LTO ASSEMBLY		1/2" PVC-5 QC		
		5 mm x 30" (76 cm)	5 mm x 48" (122 cm)	16" Stake x 5 mm x 30" (76 cm) Tubing	22" Stake x 5 mm x 30" (76 cm) Tubing	22" Stake x 5 mm x 48" (76 cm) Tubing
PART NO.	12990-001	11283-030	11283-048	13089-21630	13089-22230	13089-22248

NOTE: The 1/2 PVC-5 can also be used with the S7 sprinkler. *12972 QC x Female ACME adapter is required.



16" QC4 (4 MM) STAKE & TUBE ASSEMBLY (#12983-0XX) & PARTS

DESCRIPTION	QC4 Stake for 4 mm tubing	TUBE & LTO ASSEMBLY		QC4, STAKE & TUBE ASSY	
		4 mm x 30" (76 cm)	4 mm x 48" (122 cm)	16" Stake x 30" (76 cm) 4 mm Tube	16" Stake x 48" (122 cm) 4 mm Tube
PART NO.	12981-002	9960-930	9960-948	12983-030	12983-048

Use QC Stake Install Tool 13429 to pre-drill holes for the QC4 and QC5 stakes. This ensures that the stakes will be installed without any bending and in an upright position.



16" QC5 (5 MM) STAKE & TUBE ASSEMBLY (#12982-0XX) & PARTS

DESCRIPTION	QC5 Stake for 5 mm tubing	TUBE & LTO ASSEMBLY		QC5, STAKE & TUBE ASSY	
		5 mm x 30" (76 cm)	5 mm x 48" (122 cm)	16" (40 cm) Stake x 30" (76 cm) 5 mm Tube	16" (40 cm) Stake x 48" (122 cm) 5 mm Tube
PART NO.	12981-001	11283-030	11283-048	12982-030	12982-048

TOOLS & PARTS FOR S7, J7 STAKE & TUBE ASSEMBLIES

DESCRIPTION	PART NO.
Tube, 4 mm x 1000' (305 m) Coil	10081-002
Tube, 4 mm x 328' (100 m) Coil	10081
Punch Tool, 4 mm Green	10997
Coupler, 4 mm Barb x 5 mm Barb	13142
LTO, 4 mm, Barb x Barb	10080
Tube & LTO Assembly, 4 mm x 30" (76 cm)	9960-930
Goof plug, 4 mm LTO & 5 mm LTO (Order in multiples of 6)	13435

Tube, 5 mm x 1000' (305 m) Coil	9284
Tube, 5 mm x 328' (100 m) Coil	9284-002
Punch Tool, 5 mm Red	9349
LTO, 5 mm, Barb x Barb	12023
Tube & LTO Assembly, 5 mm x 72" (183 cm)	11283-072
Stake installation Tool, QC4/QC5/FT3	13429

S7 SPINNER PERFORMANCE

S7 SPINNER W/ BLUE PLATE (RECOMMENDED PRESSURE RANGE 15–40 PSI / 1.0–2.8 BAR)

NOZZLE	PRESSURE IN PSI																PRESSURE IN BAR											
	15		20		25		30		35		40		45		50		1.0		1.5		2.0		2.5		3.0		3.5	
	GPH	R (FT)	GPH	R (FT)	GPH	R (FT)	GPH	R (FT)	GPH	R (FT)	GPH	R (FT)	GPH	R (FT)	GPH	R (FT)	LPH	R (M)	LPH	R (M)	LPH	R (M)	LPH	R (M)	LPH	R (M)	LPH	R (M)
35 Orange								11.7	13	12.5	13	13.3	13	14.0	12						45	3.8	49	3.8	54	3.7		
40 Blue	9.4	11	10.9	12	12.2	13	13.4	14	14.6	14	15.5	14	16.6	14	17.5	13	35	3.2	43	3.8	50	4.2	56	4.3	62	4.2	67	3.9
45 Purple	12.0	12	13.9	13	15.6	14	17.2	14	18.6	14	19.9	14	21.2	15	22.3	14	45	3.5	55	4.0	64	4.3	72	4.5	79	4.4	85	4.2
50 Green	14.6	12	16.9	14	18.9	15	20.8	15	22.5	15	24.1	15	25.6	15	27.2	14	54	3.8	67	4.3	77	4.4	87	4.7	95	4.6	103	4.3
55 Yellow	17.6	13	20.4	14	22.9	15	25.1	15	27.1	15	29.0	15	30.9	16	32.7	15	65	3.9	80	4.3	93	4.5	105	4.7	115	4.7	124	4.7
60 Light Red	21.2	13	24.5	14	27.6	15	30.2	16	32.7	16	35.1	16	37.3	16	39.4	16	79	3.9	97	4.3	113	4.6	126	4.8	139	4.9	150	4.8
65 Gray	27.4	13	31.8	14	35.7	15	39.2	16	42.4	16	45.4	16	48.3	16	51.1	16	102	3.9	126	4.4	146	4.7	164	5.0	180	5.0	195	5.0
70 White	31.9	13	37.0	15	41.4	15	45.5	16	49.2	16	52.8	16	56.0	16	59.1	16	119	3.9	146	4.5	169	4.8	190	5.0	208	4.9	226	4.7
78 Dark Blue	40.5	13	47.0	15	52.7	15	57.8	16	62.6	16	67.0	16	71.2	16	75.3	15	151	4.0	186	4.6	215	4.9	241	5.0	265	4.9	287	4.5
8.5 Orange 7FC	8.2	11	8.5	11	8.8	11	8.8	10	8.7	10	8.5	9	8.2	9	7.8	9	31	3.3	33	3.1	34	3.0	33	2.9	32	2.9	29	3.0
11 Blue 7FC	11.3	11	11.7	12	11.7	12	11.3	12	10.7	12	10.1	12	9.9	12	9.8	11	42	3.4	45	3.5	43	3.6	40	3.6	37	3.5	37	3.3
14 Purple 7FC	14.4	12	14.8	14	14.7	14	14.4	14	13.8	14	13.4	13	13.1	13	12.9	12	54	3.8	56	4.1	55	4.2	52	4.2	50	3.9	49	3.6
18 Yellow 7FC	17.9	13	18.6	14	18.6	15	18.2	15	17.5	15	17.3	14	17.3	14	17.4	13	67	3.9	71	4.3	69	4.5	66	4.4	65	4.2	66	3.7
24 Red 7FC	23.4	13	24.9	14	25.6	15	25.7	15	25.3	15	24.1	15	23.5	15	23.4	14	88	4.0	95	4.3	98	4.5	94	4.5	89	4.4	89	4.0

S7 SPINNER W/ PURPLE PLATE

NOZZLE	PRESSURE IN PSI										PRESSURE IN BAR							
	15		20		25		30		35		1.0		1.5		2.0		2.5	
	GPH	R (FT)	GPH	R (FT)	GPH	R (FT)	GPH	R (FT)	GPH	R (FT)	LPH	R (M)	LPH	R (M)	LPH	R (M)	LPH	R (M)
35 Orange	7.5	10	8.7	10	9.8	11	10.8	11	11.7	11	28	3	35	3.4	40	3.4	45	3.4
8.5 Orange 7FC	8.2	10	8.5	10	8.8	10	8.8	9	8.7	9	31	3	33	3	34	3	33	2.7

7FC FLOW CONTROL NOZZLE Cv*

8.5 Orange 7FC	0.024
11 Blue 7FC	0.024
14 Purple 7FC	0.036
18 Yellow 7FC	0.030
24 Red 7FC	0.016

*Manufacturer's Coefficient of Variation

S7 SPINNER W/ BLACK PLATE

NOZZLE	PRESSURE IN PSI										PRESSURE IN BAR											
	15		20		25		30		35		40		1.0		1.5		2.0		2.5		2.75	
	GPH	R (FT)	GPH	R (FT)	GPH	R (FT)	GPH	R (FT)	GPH	R (FT)	GPH	R (FT)	LPH	R (M)	LPH	R (M)	LPH	R (M)	LPH	R (M)	LPH	R (M)
35 Orange	7.5	7	8.7	7	9.8	7	10.8	7	11.7	8	12.5	8	28	2.1	35	2.1	40	2.2	45	2.4	47	2.5
40 Blue	9.4	7	10.9	8	12.2	8	13.4	8	14.6	8	15.5	8	35	2.1	43	2.3	50	2.4	56	2.4	59	2.4
45 Purple	12.0	8	13.9	9	15.6	9	17.2	9	18.6	9	19.9	9	45	2.4	55	2.6	64	2.7	72	2.7	75	2.7
50 Green	14.6	8	16.9	9	18.9	9	20.8	10	22.5	10	24.1	10	54	2.5	67	2.7	77	2.9	87	2.9	91	2.9
55 Yellow	17.6	9	20.4	9	22.9	10	25.1	10	27.1	10	29.0	10	65	2.6	80	2.9	93	3.1	105	3.1	110	3.1
60 Light Red	21.2	9	24.5	10	27.6	10	30.2	11	32.7	11	35.1	11	79	2.7	97	3	113	3.2	126	3.3	133	3.3
8.5 Orange 7FC	8.2	8	8.5	7	8.8	7	8.8	7	8.7	7	8.5	7	31	2.5	33	2.2	34	2.1	33	2.1	32	2.1
11 Blue 7FC	11.3	8	11.7	8	11.7	8	11.3	8	10.7	8	10.1	8	42	2.4	45	2.4	43	2.4	40	2.4	39	2.4
14 Purple 7FC	14.4	8	14.8	8	14.7	8	14.4	8	13.8	8	13.4	8	54	2.4	56	2.4	55	2.4	52	2.4	51	2.4
18 Yellow 7FC	17.9	9	18.6	9	18.6	9	18.2	9	17.5	9	17.3	9	67	2.7	71	2.7	69	2.7	66	2.7	65	2.7
24 Red 7FC	23.4	10	24.9	10	25.6	10	25.7	10	25.3	10	24.1	10	88	3	95	3	98	3	94	3	92	3

S7 SPINNER W/ TAN PLATE —PLEASE CALL FACTORY FOR PERFORMANCE

GPH=Flow in Gallons per Hour, LPH=Flow in Liters per Hour. R=Radius.



For one-sprinkler-per-tree solutions, look to the modularity of the 7 Series.



Use the S7 Spinner's optional break-off tab and short-range plate options for tree starting.



The 7 Series Quick Clean (QC) technology reduces irrigator hours — simply turn, flush and reconnect.



The S7 in a hanging configuration is a great solution for organic tree fruit growers.



The S7 is an excellent alternative to foggers for cooling fruit crops.



Use stake install tool 13429 to pre-make holes for the QC4 and QC5 stakes. This ensures that the stakes will be installed straight.



848 Airport Road, Walla Walla, Washington 99362 U.S.A.
Tel: +1 509.525.7660 / Fax: +1 509.525.7907
info@nelsonirrigation.com / nelsonirrigation.com

WARRANTY & DISCLAIMER: Nelson S7 Spinners are warranted for one year from date of original sale to be free of defective materials and workmanship when used within the working specifications for which the product was designed and under normal use and service. The manufacturer assumes no responsibility for installation, removal or unauthorized repair. The manufacturer's liability under this warranty is limited solely to replacement or repair of defective parts, and the manufacturer will not be liable for any crop or other consequential damages resulting from any defects in design or breach of warranty. THIS WARRANTY IS EXPRESSLY IN LIEU OF ALL OTHER WARRANTIES, EXPRESS OR IMPLIED, INCLUDING THE WARRANTIES OF MERCHANTABILITY AND FITNESS FOR PARTICULAR PURPOSES AND OF ALL OTHER OBLIGATIONS OR LIABILITIES OF MANUFACTURER. No agent, employee or representative of the manufacturer has authority to waive, alter or add to the provisions of warranty, nor to make representations or warranty not contained herein.